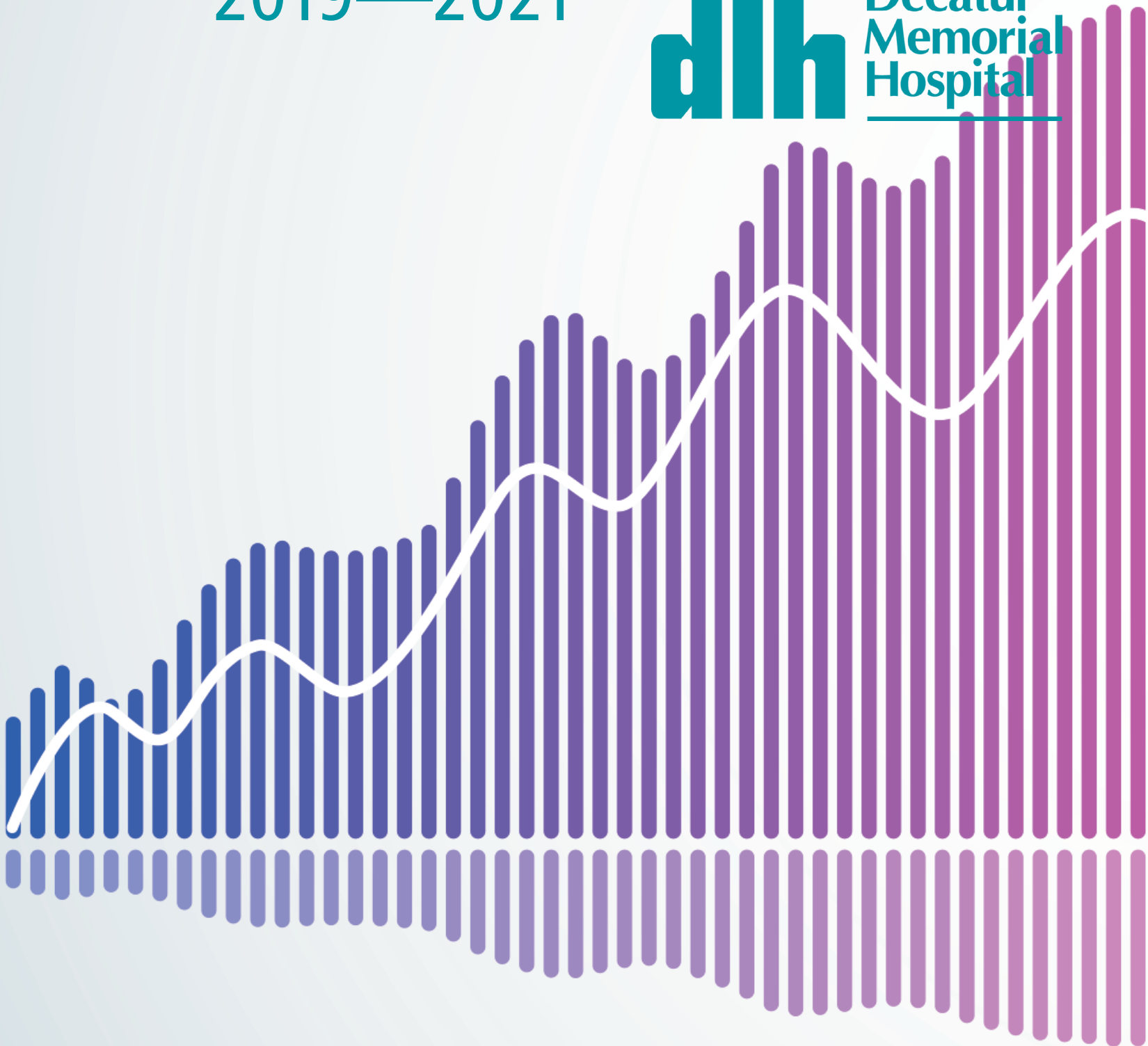


COMMUNITY HEALTH **NEEDS**
ASSESSMENT

2019—2021



Decatur
Memorial
Hospital





EXECUTIVE SUMMARY

Provisions of the Patient Protection and Affordable Care Act require all nonprofit United States hospital facilities to conduct a community health needs assessment and then adopt an implementation strategy to meet the identified community health needs. In the process of conducting the community health needs assessment, all nonprofit hospitals are required to take into account input from individuals who represent a broad interest of the community served, including those with special knowledge or expertise in public health.

Decatur Memorial Hospital conducts a community health needs assessment every three years to evaluate the health of the community, identify high priority health needs and develop strategies to address the needs of the community. Decatur Memorial Hospital's Community Health Needs Assessment represents a combination of quantitative and qualitative information from reputable statistical sources, a community member survey and a focus group survey. This 2019—2021 Decatur Memorial Hospital Community Health Needs Assessment report summarizes the results of that analysis. A comprehensive implementation plan will be developed.

Inquiries regarding the 2019—2021 Decatur Memorial Hospital Community Health Needs Assessment should be directed to—

Larry Hegland, MD
Chief Medical Officer
Decatur Memorial Hospital
2300 North Edward Street
Decatur, Illinois 62526
217-876-2102

METHODOLOGY

The assessment process includes a combination of secondary data, including Illinois Project for Local Assessment of Needs (IPLAN), U.S. Census Data and reference to Healthy People 2020, among other sources. Valuable data from a community member survey provides primary data for the assessment. Decatur Memorial Hospital used the six-step assessment process outlined below.

Step 1: Outlining Decatur Memorial Hospital's role

- Coordinate the overall assessment process
- Collect and organize secondary data
- Design, implement and analyze a community member survey
- Identify priority issues
- Develop and implement initiatives to address priority issues

Key factors in developing/maintaining partnerships:

- Maintaining mutual respect and a common language
- Following through on commitments

Step 2: Defining Purpose and Scope

The purpose of the assessment was to evaluate the community's current health needs, the resources in place to meet those needs as well as identifying major gaps between the two. Data from the assessment is used to develop an action plan to bridge the gap and better meet the health needs of the community.

The Community Health Needs Assessment Report focuses on primary and secondary information for Macon County (Illinois) including the city of Decatur and nearby towns. This was determined based on the fact that the majority of patients live in Macon County (more than 70% of patients). In some instances, data was not available for Macon County so data for the city of Decatur was used.

Step 3: Collecting and Analyzing Data

Primary data consists of a community survey and a focus group survey. The primary data collection from the community survey began on July 30, 2018, and extended through Aug. 19, 2018.

Secondary data was collected through several sources. IPLAN is a community health assessment and planning process that is conducted every five years by local health jurisdictions in Illinois. Based on the Assessment Protocol for Excellence in Public Health (APEX-PH), IPLAN is grounded in the core functions of public health and addresses public health practice standards.

Additional resources were used throughout the process, including (but not limited to) U.S. Census Bureau American Fact Finder, Social Impact Research Center at Heartland Alliance, Illinois District Report Card and Illinois County Behavioral Risk Factor Survey.

Step 4: Selecting Priorities

Following careful review of both the primary and the secondary data, Decatur Memorial Hospital determined the top 3 community health needs.

Step 5: Documenting and Communicating Results

The final report, including results, will be communicated to the general public through online access to the Decatur Memorial Hospital's website: www.dmhcares.com.

Step 6: Planning for Action and Monitoring Progress

Following the completion of the 2019—2021 Community Health Needs Assessment Report, an Implementation Plan will be created to meet the applicable identified needs. Efforts will be measured appropriately and progress will be reported regularly.

SECONDARY DATA: **POPULATION CHARACTERISTICS**

Population Growth/Age Distribution

Decatur Memorial Hospital is located in Decatur, Illinois, serving Macon County and the immediate surrounding area. Encompassing 581 square miles, Macon County has an approximate population of 105,801. Between 2010 and 2017, the population of Macon County declined by 4.4%. The mean age increased from 38 years in 2000 to 41 years in 2017. In comparison, the state of Illinois' mean age is 39.7; Macon County's population is slightly older.

Between 2010 and 2017, Macon County gained 3,173 residents over the age of 55 but lost 6,305 residents under the age of 55, most likely due to an aging population and relocation.

*Age Distribution, Macon County (2017)**

<u>Age Range</u>	<u>Number</u>	<u>Percent</u>
less than 5 years	6,615	6.1
5—14 years	13,388	12.4
15—24 years	13,904	13.0
25—44 years	24,987	23.3
45—59 years	21,428	19.9
60 years and older	27,263	25.4
Total	107,587	100.1

*U.S. Census Bureau, American Fact Finder

Race and Ethnicity

The racial composition of Macon County residents is predominately white (78.2%), with 21.8% of the population representing racial or ethnic minority groups. This is similar to the racial composition of the state of Illinois; however the state's Hispanic/Latino population is much higher. In 96.3% of Macon County households, English is the only language spoken in the home.

Family Configuration

Compared to the state of Illinois, Macon County has fewer households with one or more people under age 18 (evident by the population age distribution). Conversely, in Macon County there are more house-

holds with one or more people age 65 and older.

In Illinois, the average household size is 2.58 people. In Macon County, the mean household size is 2.3. Of note: the divorce rate in Macon County is slightly higher than the state of Illinois' divorce rate.

Education

The Macon County community education level is comparable to the state of Illinois, in regards to high school graduate or higher education. However, the high school graduation rate (all students vs. low-income students) is lower in Macon County than the state, with nearly 25% of Macon County high school students failing to graduate. By examining the population as a whole, Macon County is comparable to the state of Illinois for the percentage of the population having a high school diploma or higher. Macon County does fall behind the state of Illinois in regards to college-educated residents, as shown on two charts on page 4.

Employment, Income and Poverty Status

Area major employers include industrial companies (Archer Daniels Midland Co., Caterpillar, Inc. and Tate & Lyle PLC) and two hospitals (Decatur Memorial Hospital and St. Mary's Hospital).

As of October 2018, Macon County had a labor force of 50,790 and a non-farm employment of 52,400. According to the Economic Development Corporation of Decatur and Macon County, in 2017 there were 4,519 total businesses in Decatur and Macon County with 48,100 total employees—an employee-to-business ratio of 10.64 employees per business.

The U.S. Census Bureau reports Macon County's median income as \$49,052, which is more than \$12,000 less than the state of Illinois' mean income (\$61,229). Macon County's lower mean income can be attributed to a higher unemployment rate (5.3% compared to 4.2% in the state of Illinois), an aging population, a higher percentage of retirement age individuals (18.4% in Macon County, compared to 14.5% in the state of Illinois) and a higher number of manufacturing

based positions (21.4% in Macon County compared to 9.7% state of Illinois). See charts on page 4.

More than half (50.7%) of Macon County households report an annual income (including benefit dollars) of under \$50,000, compared to 41.5% for the state of Illinois. In Macon County, 81.5% of households report an annual income of \$99,999 or less, while more than 28% of the Illinois households report an annual income of \$100,000 or higher. Approximately 17.3% of Macon County residents live at or below poverty (compared to 13% in the state of Illinois). More than one fourth of children in Macon County are living at or below the poverty level. Nearly 53% of students enrolled in Decatur Public Schools are considered part of low-income families (compared to 50% in the state of Illinois).

According to the U.S. Census Bureau, the Supplemental Nutrition Assistance Program (SNAP)—formerly known as the Food Stamp Program of the U.S. Department of Agriculture Food and Nutrition Service—is a low-income assistance program that has uniform eligibility requirements and benefit levels across states (with the exception of Alaska and Hawaii, where benefit levels and income eligibility requirements are higher).

Children in households receiving SNAP (or Temporary Assistance for Needy Families and those who qualify per the federal income guidelines) are eligible for free or reduced-priced meals through the school districts. Nearly half of the children in Macon County are eligible for this benefit.

Transportation

The Decatur Public Transit System provides convenient, affordable transportation options. It operates a trolley route as well as 15 bus routes. Buses depart the Transit Center twice each hour, 7 days a week with varying, convenient hours. “Operation Uplift” provides a door-to-door paratransit service for those with a disability. Decatur Memorial Hospital provides

free transportation to and from non-emergency DMH medical service facilities in Macon County and surrounding areas. The Decatur Macon County Opportunities Corporation also provides seniors with a transportation program

Housing, Cost of Living

In Macon County (80%) and in Illinois (70%) the majority of homes were built before 1980. Most area homes are more than 30 years old. Median Macon County home values are less than half of the median home value in the state of Illinois. In the state of Illinois, 44.1% of homes are valued at or above \$200,000; in Macon County, 15.6% of homes are valued at or above the same price point.

*Values of Owner Occupied Homes, Macon County and Illinois (2017)**

Factor	Macon County Value	Illinois Value
Less than \$50,000	17.7%	7.3%
\$50,000 to \$99,999	34.7%	15.7%
\$100,000 to \$149,999	21.2%	16.2%
\$150,000 to \$199,999	11.0%	16.2%
\$200,000 to \$299,999	10.0%	20.5%
\$300,000 to \$499,999	4.0%	15.4%
\$500,000 to \$999,999	1.2%	6.6%
\$1,000,000 or more	0.4%	1.6%
Median	\$95,900	\$179,700

*U.S. Census Bureau, American Fact Finder

Macon County has been given an overall cost of living rating of 88.7/100, compared to the state of Illinois’ rating of 95.3/100, with 100 being the United State’s overall rating. The table below shows Macon County’s cost of living being lower than the state of Illinois.

*Cost of Living Ratings, Macon County and Illinois**

Factor	Macon County Value	Illinois Value
Overall	88.7	95.3
Food	93.9	96.0
Utilities	100.0	96.1
Miscellaneous	93.5	98.3

*COLI 2018—Q2

*Household Income and Benefit Dollars, Macon County and Illinois (2017)**

Income Level	Macon County Value	Illinois Value
Below \$10,000	8.6%	6.9%
\$10,000-\$24,999	17.6%	13.5%
\$25,000-\$49,999	24.5%	21.1%
\$50,000-\$99,999	30.8%	30.1%
\$100,000-\$199,999	15.2%	21.5%
\$200,000 and Above	3.3%	6.9%

*U.S. Census Bureau, American Fact Finder

*Poverty Rates, Macon County and Illinois (2016)**

Factor	Macon County Value	Illinois Value
Child Poverty Rate	27.7%	17.8%
Overall Poverty Rate	17.3%	13.0%

*Social Impact Research Center at Heartland Alliance, Macon County

*Low-Income Students, Decatur and Illinois (2017)**

Factor	Decatur SD61 Value	Illinois Value
Percent Low-Income	53%	50%

*2014 Illinois District Report Card, Decatur SD61

*High School Graduation Information, Macon County and Illinois (2016—17)**

Factor	Macon County Value	Illinois Value
High School Graduation Rate for Low-Income Students 2016—17 Academic Year	76.6%	83.6%
High School Graduation Rate 2016—17 Academic Year	85.2%	89.6%
Average ACT Composite Score 2016—17 Academic Year	20.3%	21.0%

*Social Impact Research Center at Heartland Alliance, Macon County

*Education Breakdown, Macon County and Illinois (2017)**

Factor	Macon County Value	Illinois Value
Some College, No Degree	24.5%	20.9%
Associate's Degree	8.5%	7.9%
Bachelor's Degree	14.7%	20.5%
Graduate or Professional Degree	8.0%	13.0%
High School Graduate or Higher	90.0%	88.6%
Bachelor's Degree or Higher	22.7%	33.4%

*U.S. Census Bureau, American Fact Finder

SECONDARY DATA: HEALTH RISK INDICATORS

Environment: Lead

According to the Illinois Department of Public Health, Illinois has the highest percentage of children with lead poisoning in the nation. In 2010 alone, 1,237 new confirmed cases of lead poisoning (10 micrograms per deciliter or greater) were identified in the state. Deteriorating paint is the primary source of lead poisoning; about 2 million Illinois housing units were built before 1978 and are estimated to have lead-based paint. Lead exposure routes include ingestion, inhalation, and endogenous exposure. The irreversible health effects of lead poisoning include learning disabilities and behavioral problems.

Blood Lead Level Rates, Macon County (2016)*

2016 Macon County Population Younger than 6 Years of Age	Total Tested	Ug/dL			
		5—9	10—14	15—19	20+
9,235	1,368	66	30	7	9

*State of Illinois, Illinois Department of Public Health, Illinois Lead Program and Healthy Homes 2012 Annual Surveillance Report, January 2014

There were 9,235 children under age 6 residing in Macon County in 2016. Of that, 1,368 children were tested for elevated blood lead levels. In 2016, there were 46 confirmed cases of lead poisoning (10 micrograms per deciliter or greater) in children under the age of 6 residing in Macon County.

Environment: Water Quality

The 2018 Annual Water Quality Report provided by the City of Decatur, with assessment information provided by the Illinois Environmental Protection Agency, states Lake Decatur as the primary water source for the City of Decatur and Village of Mt. Zion. Lake Decatur, which is 2,850 surface acres in size, is located entirely within the Decatur city limits. The Sangamon River is the primary source of water for Lake Decatur, which has a drainage area of 925 square miles, 83% of which is used for growing corn and soybeans. When Lake Decatur water levels

are low, the city uses wells in Piatt and DeWitt counties to supplement the water supply.

During 2018, hundreds of water samples were taken to test for the presence of any radioactive, biological, inorganic, volatile organic or synthetic organic contaminants. Of all substances present and measured, there were no violations in amounts detected.

While Lake Decatur is the primary water source for the City of Decatur and the Village of Mt. Zion, ground-water is the primary water source for the Village of Forsyth. A variety of wells supply Forsyth with drinking water; all are monitored regularly.

Environment: Air Quality

A recent Illinois Annual Air Quality Report finds that air quality is an important issue for all Illinois residents, especially those with chronic lung and heart disorders. With the creation of the Illinois EPA in 1970, progress has been made in improving the quality of the air we breathe. Annual reports include air quality data on six criteria pollutants: particulate matter, ozone, sulfur dioxide, nitrogen dioxide, carbon monoxide and lead, plus heavy metals, nitrates, sulfates, volatile organic and toxic compounds. National Ambient Air Quality Standards (NAAQS) have been established for each criteria pollutant, which define the maximum legally allowable concentration.

From 2015—17 in the Decatur Core-Based Statistical Area, there were 1,096 days assessed by the Air Quality Index (AQI) standards as established by the Illinois Environmental Protection Agency and U.S. Environmental Protection Agency. During this time-frame, 766 days (69.9%) met the criteria for "Good;" 318 days (29%) met the criteria for "Moderate;" and 12 days (1%) met the criteria for "Unhealthy for Sensitive Groups." At no point in this three-year period did the region exceed the standards of "Unhealthy" or "Very Unhealthy." While these numbers reflect a typical to better than average air quality than other

urbanized regions of Illinois, we did experience an 8.2% decrease in “Good” days and a 33.3% increase in “Moderate” days from 2016 to 2017.

Monitoring locations in Macon County:

- IEPA Trailer, 2200 N. 22nd, Decatur
- Mueller, 1226 E. Garfield, Decatur
- ADM, 2550 N. Brush College Rd., Decatur
- Tate & Lyle South, 2200 E. Eldorado St., Decatur

Environment: Solid Waste

All counties with a population of 100,000 or greater are required to adopt an action plan for implementing policies and programs that are environmentally sound and economically feasible to manage the waste stream generated. Macon County’s Environmental Management Department follows the plan by implementing recycling initiatives, providing environmental education in Macon County Schools, inspecting county landfills and other permitted sites, as well as assisting residents with various environmental issues.

Through delegation by the Illinois Environmental Protection Agency, Macon County Environmental Management Department inspects the Veolia ES Valley View Landfill and other sites that are permitted as pollution control facilities. The Department also inspects areas where open dumping is reported. Macon County continues to exceed state goals for recycling.

Area residents have several permanent recycling trailer locations strategically placed for convenient drop off recycling. Macon County has implemented new recycling programs that include glass, electronics and fluorescent bulb recycling while expanding the scope of other programs.

Public Safety: Crime Index

Compared to the state of Illinois, Macon County’s total crime index is slightly higher. Crime index information for criminal homicide, rape, robbery, aggravated assault/battery, burglary, theft and motor vehicle theft are shown on this page. Macon County experiences

fewer incidences of motor vehicle theft, but substantially more cases of burglary.

*Crime Index Offenses/Crime Rate Comparison, Decatur Police Department and Illinois (2017)**

<u>Offense</u>	<u>Macon County</u>	<u>State of Illinois</u>
Total Crime Index.....	3,154	2,450.2
Criminal Homicide.....	9.4	7.8
Rape*	62.3	43.4
Robbery	107.6	137.2
Aggravated Assault/Battery	297.4	250.4
Burglary	775.1	339.5
Theft.....	1,803.3	1,508.8
Motor Vehicle Theft	99.1	163.1

*Federal Bureau of Investigation, Uniform Crime Reports Rate per 100,000

*The Bureau of Labor Statistics’ Criminal Victimization report for 2017 found that incidences of sexual assaults and rapes increased only marginally from 2016 to 2017, from 19.7 per 1,000 residents (12 or older) to 20.6 people per 1,000 in 2017. But the reporting of such crimes to police jumped from 23% in 2016 to 40% in 2017. The report does not offer an explanation for this jump in reporting, but the increase suggests that the #MeToo movement (coined in 2016 and exploded in 2017 with accusations against very prominent people in entertainment, media and politics) is not merely a social media phenomenon and contributed to reducing the stigma often associated with those who report.

Public Safety: Traffic Safety

According to the U.S. Department of Transportation’s National Highway Traffic Safety Administration, Macon County experienced 7 traffic fatalities in 2016; an area traffic fatality rate of 6.6 per 100,000 people.

Public Safety: Substance Abuse and Tobacco Use

The Illinois Department of Public Health’s Behavioral Risk Factor Surveillance System (BRFSS) conducts monthly telephone surveys about risk factors among Illinois adults 18 years of age and older. BRFSS was established in 1984 as collaboration between the

Centers for Disease Control and Prevention and state health departments. It has become the primary source of information regarding leading causes of death for adults in the general population.

The Illinois County Behavioral Risk Factor Survey surveys individual counties using the same BRFSS procedures and questions. As shown below, Macon County residents are a few points less “at risk for acute/binge drinking” as compared to state of Illinois residents. However, 22.3% of surveyed Macon County residents reported that they smoked, compared to 15.5% of surveyed Illinois residents.

*Surveyed Adults at Risk for Acute/Binge Drinking, Macon County and Illinois (2010—14)**

Factor	Macon County	State of Illinois
At Risk	15.0%.....	19.9%
Not at Risk	85.0%	80.1%

*Illinois County Behavioral Risk Factor Survey

*Surveyed Adults’ Smoking Status, Macon County and Illinois (2010—14)**

Factor	Macon County	State of Illinois
Smoker.....	22.3%	15.5%
Non Smoker.....	51.9%	60.1%
Former Smoker.....	25.8%	24.1%

*Illinois County Behavioral Risk Factor Surveys

Health Behaviors: Overweight/Sedentary Lifestyle

The 2015 County Health Rankings and Roadmaps program, sponsored by the Robert Wood Johnson Foundation, reports that 33% of Macon County adults are obese, compared to 27% of adults throughout other Illinois counties; 25% of Macon County adults report physical inactivity compared to 23% of residents in other Illinois counties. Further, 19% of Macon County residents rate their health as poor to fair.

Maternal and Child Health

The latest IPLAN information for Macon County shows there were 1,445 live births in 2006. Of those live births, 73.3% were white, 24.6% black, 1.3% Asian, and 0.8% other. That same year, 6.4% of births were

to mothers under age of 18 years (compared to 3.5% state average). The 2006 infant mortality rate for Macon County (13.1 per 1,000 live births) was nearly double the infant mortality rate for the state of Illinois (7.4 per 1,000 live births). Low birth weight (<2,500 grams) and very low birth weight (<1,500 grams) births are comparable for Macon County and the state of Illinois. However, the percentage of mothers who reported smoking during pregnancy is much higher among Macon County mothers as compared to the state of Illinois average.

*Smoking During Pregnancy, Macon County/Illinois (2006)**

Factor	Macon County	State of Illinois
Total.....	22.1%	8.6%
Black	18.3%	10.1%
White	23.4%	8.7%
Other.....	19.4%	1.5%

*State of Illinois, Illinois Department of Public Health, IPLAN Data System

Vaccine Preventable Diseases

The Macon County Health Department’s 2010 Annual Report shows the following types of diseases and total number of cases as follows: Influenza A (H1N1), 0 cases; Hepatitis A, 0 cases; Hepatitis B (Acute) 1 case; Hepatitis B Carriers Prenatal Hepatitis B (2 cases); Hepatitis B Carriers (10 cases); Hib. Influenzae Bacteremia (0 cases); Mumps (3 cases); Pertussis (4 cases); Tetanus (0 cases); and Varicella (5 cases).

Infectious Disease

The 2011 IPLAN Data System shows higher rates (per 100,000) of sexually transmitted diseases (STDs) in Macon County residents compared to other counties throughout the state of Illinois. The syphilis rate for Macon County is too low to calculate, but gonorrhea and chlamydia are both significantly higher than other counties throughout the state of Illinois. The Macon County Health Department’s 2014 Annual Report shows 3 cases of AIDS in Macon County in 2014 and 6 cases of HIV. AIDS and HIV incidence rates are slightly lower than the average rate for the state of Illinois.

*Sexually Transmitted Diseases
Macon County/Illinois (2006)**

Factor	Macon County	State of Illinois
Syphilis	—	3.4
Gonorrhea.....	488.2	157.3
Chlamydia	591.7	417.6

*State of Illinois, Illinois Department of Public Health, IPLAN Data System

Chronic Disease: Diabetes

The Healthline Reference Library describes diabetes as a chronic metabolic disease that cause high blood sugar levels due to defects in insulin production or function. Symptoms occur when a lack of insulin or insulin resistance stops glucose from entering the cells and fueling and energizing the body. Symptoms can include increased hunger and thirst, weight loss, fatigue and frequent infections. Long-term complications include kidney failure, nerve damage, blindness.

The most recent diabetes data for Macon County shows that 9% of residents over age 20 have been diagnosed with diabetes. According to the Macon County Health Department’s IPLAN report, the 9% of residents in Macon County who have been diagnosed with diabetes is significantly higher than the percentage of residents from other counties who have been diagnosed with diabetes (7%).

Chronic Disease: Mortality

As reported by the 2011 IPLAN Data, the top 3 leading causes of death for residents of Macon County, and residents of other counties throughout Illinois, are diseases of the heart (28%), malignant neoplasms (22%), and coronary heart disease (14%). Both Macon County and the state of Illinois have similar leading causes of death, differing only slightly.

Cancer Incidence

The State of Illinois Department of Public Health’s Illinois County Cancer Statistics Review, Incidence, 2008—2012, reports on invasive cancer with the exception of urinary bladder (includes in situ) and breast cancer in situ as a separate category. Incidence counts are five-year totals. Rates are per 100,000 age-adjusted to the 2000 U.S. standard million population. The table below shows the incidence rates for Macon County and the state of Illinois. As you can see from the chart below, Macon County’s cancer incidence rate is higher than the state of Illinois rate.

Cancer Incidence, Macon County/Illinois (2008—2012)*

Factor	Macon County	State of Illinois
All sites	560.1	482.5
Oral Cavity and Pharynx	15.7	11.8
Esophagus.....	6.8	5.2
Stomach.....	5.6	7.1
Colon and Rectum.....	50.9	46.8
Liver	5.8	5.9
Pancreas.....	13.4	13.1
Lung and Bronchus	94.8	69.4
Bones and Joints.....	0.6	0.8
Melanoma of the Skin	24.1	17.9
Breast (invasive)	72.0	69.2
Cervix	10.6	8.1
Corpus and Uterus, NOS.....	24.3	28.5
Ovary	10.3	12.1
Prostate	158.0	138.9
Testis	5.3	5.7
Urinary Bladder (includes in situ)	42.3	21.9
Kidney and Renal Pelvis.....	24.3	17.3
Brain and Nervous System	6.5	6.5
Hodgkin Lymphoma.....	2.5	2.9
Non-Hodgkin Lymphoma	35.5	19.5
Myeloma	6.5	6.2
Leukemia.....	19.9	13.3
All Other Sites	74.7	55.8
Breast in situ (not in total)	42.0	33.9

*State of Illinois, Illinois Department of Public Health, Illinois County Cancer Statistics Review

*Leading Causes of Death, Macon County and Illinois (2006) **

<u>Factor</u>	<u>Macon County</u>	<u>Factor</u>	<u>State of Illinois</u>
Diseases of Heart.....	28%	Diseases of Heart.....	26%
Malignant Neoplasms.....	22%	Malignant Neoplasms.....	24%
Coronary Heart Disease.....	14%	Coronary Heart Disease.....	19%
Cerebrovascular Disease.....	8%	Cerebrovascular Disease.....	6%
Lung Cancer.....	6%	Lung Cancer.....	7%
Chronic Lower Resp. Disease.....	6%	Chronic Lower Resp. Disease.....	5%
Diabetes Mellitus.....	3%	Diabetes Mellitus.....	3%
Influenza and Pneumonia.....	3%	Influenza and Pneumonia.....	3%
Colorectal Cancer.....	3%	Colorectal Cancer.....	2%
Nephritis.....	3%		
		Accidents.....	4%

State of Illinois, Illinois Department of Public Health, IPLAN Data System

PRIMARY DATA: COMMUNITY SURVEY

Community Survey Overview

During the spring of 2018, Decatur Memorial Hospital designed a community health needs assessment survey. The primary data collection of community survey data began on July 30, 2018, and extended through Aug. 19, 2018. During this time period, 10,000 surveys were emailed to randomly selected Macon County residents who were age 18 and older. When the survey ended, 697 completed surveys were analyzed. With a sample size of 697, the survey was found to have a confidence level of 99% and confidence interval of 5. **For specific questions and responses, refer to the appendix in the back of this document, pages 15—21.**

Research Design

The community survey was a questionnaire style, self-administered survey available on the internet. The process followed a cross-sectional research design, taking a snapshot of Macon County residents at a single moment in time.

Participants

Key Characteristics of Survey Respondents

- 86% of respondents have resided in Macon County for more than 10 years
- 63% of respondents were female
- 58% of respondents were age 56 and older
- 90% of respondents were white or Caucasian
- 55% of respondents were college graduates or held a post graduate degree
- 54% of respondents have a yearly income of \$50,000 or above
- 49% of respondents were employed
- 37% of respondents were retired

Community Survey Findings

The following tables show the results regarding health needs ratings from the community survey.

3 Most Important Factors for a Healthy Community

<u>Factors</u>	<u>Number (N=686)</u>	<u>Percent</u>
Access to health care (e.g. family doctor).....	409	60%
Good jobs and healthy economy.....	400	58%
Healthy behaviors and lifestyles.....	206	30%

3 Most Important Health Problems in our Community

<u>Factors</u>	<u>Number (N=688)</u>	<u>Percent</u>
Cancer.....	350	51%
Heart disease and stroke.....	342	50%
Obesity.....	331	48%

3 Most Dangerous Risky Behaviors

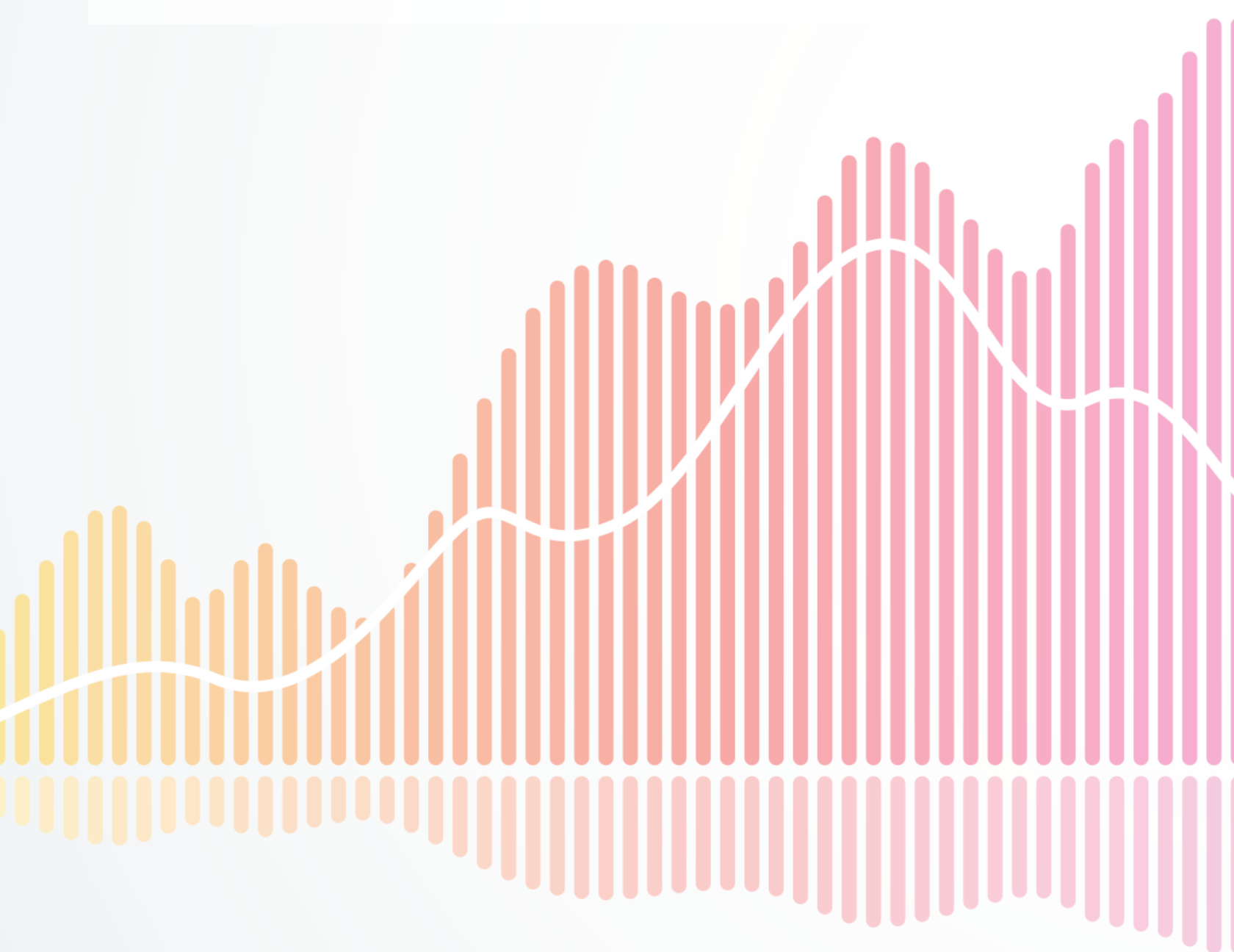
Factors	Number (N=687)	Percent
Drug abuse	414	60%
Alcohol abuse.....	322	47%
Untreated illnesses	264	38%

Top 3 Unmet Needs in Our Community

Factors	Number (N=656)	Percent
Access to primary care physicians	211	32%
(e.g. family doctor)		
Access to mental health providers/services	190	29%
Access to safe neighborhoods	190	29%

Survey Limitations

As demonstrated by the key characteristics of the survey respondents, the majority of survey respondents were long-time residents of Macon County, white or Caucasian females, over the age of 55. With the overall sample size of 993, the survey was found to have a confidence level of 99% and confidence interval of 5. However, concerns were noted with the lack of diversity in the survey respondents.



PRIMARY DATA: **COMMUNITY FOCUS GROUP**

Decatur Memorial Hospital Community Health Needs Assessment Committee

Members of the Community Health Needs Assessment Committee, part of the hospital's Growth Pillar, include Decatur Memorial Hospital employees, representing various areas of the hospital. The Committee oversees the Community Health Needs Assessment progress.

Committee Members

- Darin Buttz, DMH, Director, Health and Wellness
- Sarah McChesney, DMH, Assistant to President
- Andrew Taylor, Economic Development Corporation, Economic Development Officer
- Erika Bobbitt, DMH, Clinical Informatics Educator
- Karen Schneller, DMH, Director, Decatur Memorial Foundation
- Emily Mocny, DMH, Performance Manager/Planner

Consultants for CHNA

- Tim Dudley, Development Revitalization Specialist for the City of Decatur
- Brandi Binkley, Executive Director for the Macon County Health Department
- Ryan McCrady (and his team), Decatur Illinois Economic Development Corporation
- Kimberly Luz, St. John's Hospital HSHS, Director Community Outreach
- Megan Williams, St. Mary's Hospital HSHS, Outreach Facilitator

Focus Group Attendees

- Tyrone White, DMH, Engineering
- James Washington, DMH, Engineering
- Bonnie Engel, DMH, Volunteer
- Sue Millard, DMH, Volunteer
- Tina Grace, DMH, Environmental Services
- Gail Daniels, DMH, Environmental Services

Focus Group Overview

On Sept. 6, 2018, a focus group met to discuss the results of a survey completed by patients and community members. Eight Decatur Memorial Hospital employees and volunteers were selected to participate in the focus group. The focus group was moderated by Emily Mocny, Performance Manager/Planner at Decatur Memorial Hospital and Andrew Taylor, Economic Development Officer at the Economic Development Corporation. During the one-hour session, the group focused attention on a high-priority item from the community survey: Patient Access.

Focus Group Questions

1. How many family members do you live with?
2. How comfortable do you feel looking for healthcare?
3. Do you know where to go? (probe: ER, health department, Crossing, primary care doctor)
4. Do you seek care at one of the hospital ERs for things that are not emergencies?
5. Do you have access to routine dental care?
6. Do you know what is available to you and your family in terms of health care and other benefits?
7. What do you usually do when you get sick?
8. Who do you usually see?
9. How do you pay for it?
10. In 2018, how many times have you or members of your family visited the doctor or looked for healthcare services? (probe: sick, preventive care, prenatal care)
11. During the last year, how many days have you missed work because you were sick? (probe: do you go to work sick because you have no sick day benefits?)
12. Is there anything else about your healthcare experience you would like to add?

IDENTIFIED NEEDS and AVAILABLE RESOURCES

Upon completion of the community health needs assessment and focus group surveys and after reviewing the secondary data, the following top three needs will be appropriately included in the hospital's strategic planning process.

1. **Access to primary care physicians**
(e.g. family doctor)
2. **Access to medical specialists**
(e.g., cardiologists, pulmonologists, urologists)
3. **Access to mental health providers, services**

CONCERNS:

Identified as a leading topic area and leading health indicator in the Health People 2020 Report, access to comprehensive, quality healthcare services is important for the achievement of health equity and for increasing the quality of life for everyone. Access to healthcare, including primary care physicians, medical specialists and mental health providers results in timely use of personal health services to achieve the best health outcomes. Disparities in access to health services affect individuals and society, and access to healthcare impacts the overall physical, social and mental health status. Furthermore, prevention of disease and disability, and early detection and treatment of health conditions can be attributed to access to primary care physicians.

Survey respondents, both community and focus group members, feel strongly that access to primary care physicians (e.g. family doctor), access to medical specialists (e.g., cardiologists, pulmonologists, urologists), and access to mental health providers and services are top unmet needs in Macon County. Additional identified needs include access to addiction support services and access to safe neighborhoods. Secondary data confirms these concerns, as rates in Macon County for numerous health indicators are significantly higher than the state average. These higher rates include, but are not limited to, cancer incidence, sexually transmitted infections, smoking, obesity and physical inactivity.

RESOURCES

Crossing Healthcare

320 Central Avenue
Decatur, IL 62521 | 217-877-9117

The mission of Crossing Healthcare is to provide excellent comprehensive healthcare that is affordable and accessible for the medically underserved. Residents can contact Crossing Healthcare at 217-877-9117 for assistance.

Decatur Manor Healthcare

1016 West Pershing Road
Decatur, IL 62526 | 217-875-0833

Decatur Manor Healthcare is an intermediate care facility for the chronically mentally ill. The psych-social rehabilitation programs include anger management, substance abuse groups and medication management. Decatur Manor Healthcare provides 24 hour, 7 day a week crisis intervention, assessment and admission service. Their goal is to assist residents in the development of positive behaviors and skills needed in order for successful functioning while allowing them to live as independently as possible in the community. Residents can contact 217-875-0833 for assistance.

Decatur Memorial Hospital

2300 North Edward Street
Decatur, IL 62526 | 217-876-2856

Decatur Memorial Hospital (DMH) is Central Illinois' regional medical center. DMH is committed to providing outstanding medical service to further our mission of improving the health of the people of Central Illinois. Residents can contact the DMH-Find-A-Doc at 217-876-2856 for help identifying a new primary care physician or for referral information for specialists.

Heritage Behavioral Health

151 North Main Street
Decatur, IL 62523 | 217-362-6262

Heritage Behavioral Health (HBH) provides comprehensive community-based services to treat the most serious behavioral disorders and links patients closely with providers of inpatient care; they provide these services to over 4,000 people annually. HBH also provides a wide variety of innovative outreach, crisis intervention and prevention services in the community. Residents can contact 217-362-6262 for assistance.

Macon County Health Department

1221 East Condit Street
Decatur, IL 62521 | 217-423-6988

The Macon County Health Department (MCHD) is a Certified Local Health Department that provides clinical and social preventive services for all ages through the operation of various programs, services, and partnerships. Their vision is to lead Macon County to be one of the healthiest counties in Illinois and their mission is to promote the health and healthy practices of all residents of Macon County. Residents can contact 217-423-6988 for assistance.

Macon County Mental Health Board

132 South Water Street, Suite 604
Decatur, IL 62523 | 217-423-6199

The mission of the Macon County Mental Health Board is to assure that a comprehensive and coordinated system of effective and efficient public mental health services is available and accessible to all of the citizens of Macon County in need of such services. The Mental Health Board engages in planning activities designed to better determine the mental health service needs within Macon County. The Board oversees the provision of disaster mental health services and critical incident stress management for emergency service providers. Residents can contact 217-423-6199 for assistance.

SIU School of Medicine-Decatur Family Medicine

102 West Kenwood Avenue, Suite 100
Decatur, IL 62526 | 217-872-3800

SIU Healthcare is a group of family physicians trained to care for the entire family. They are concerned with each family member's total well-being. Residents can contact 217-872-3800 for assistance.

St. Mary's Hospital

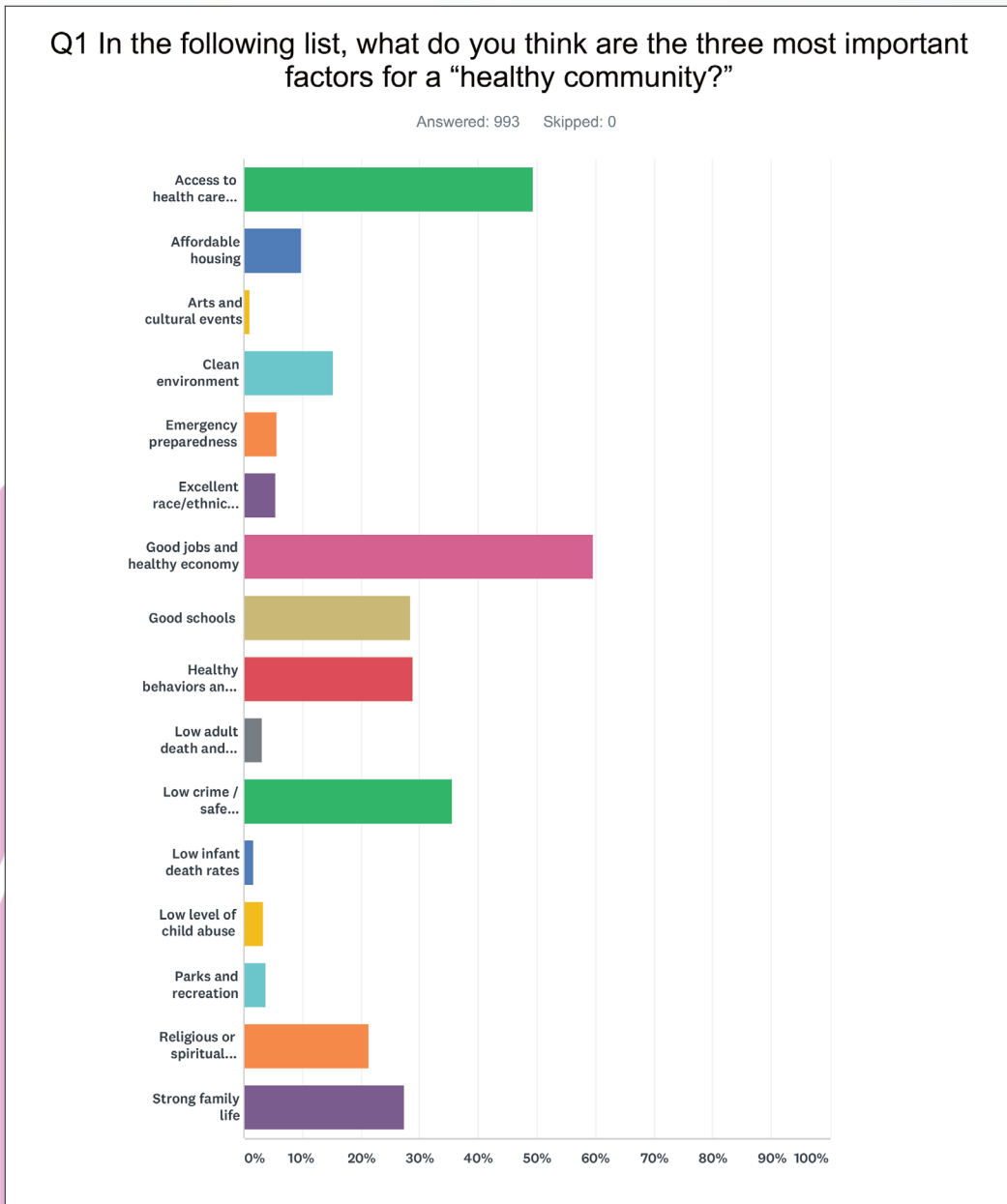
1800 East Lake Shore Drive
Decatur, IL 62521 | 217-464-2966

The mission of St. Mary's Hospital is to reveal and embody Christ's healing love for all people through high quality Franciscan health care ministry. Residents can contact St. Mary's Hospital at 217-464-2966 for assistance in identifying a new primary care physician or for referral information for specialists.

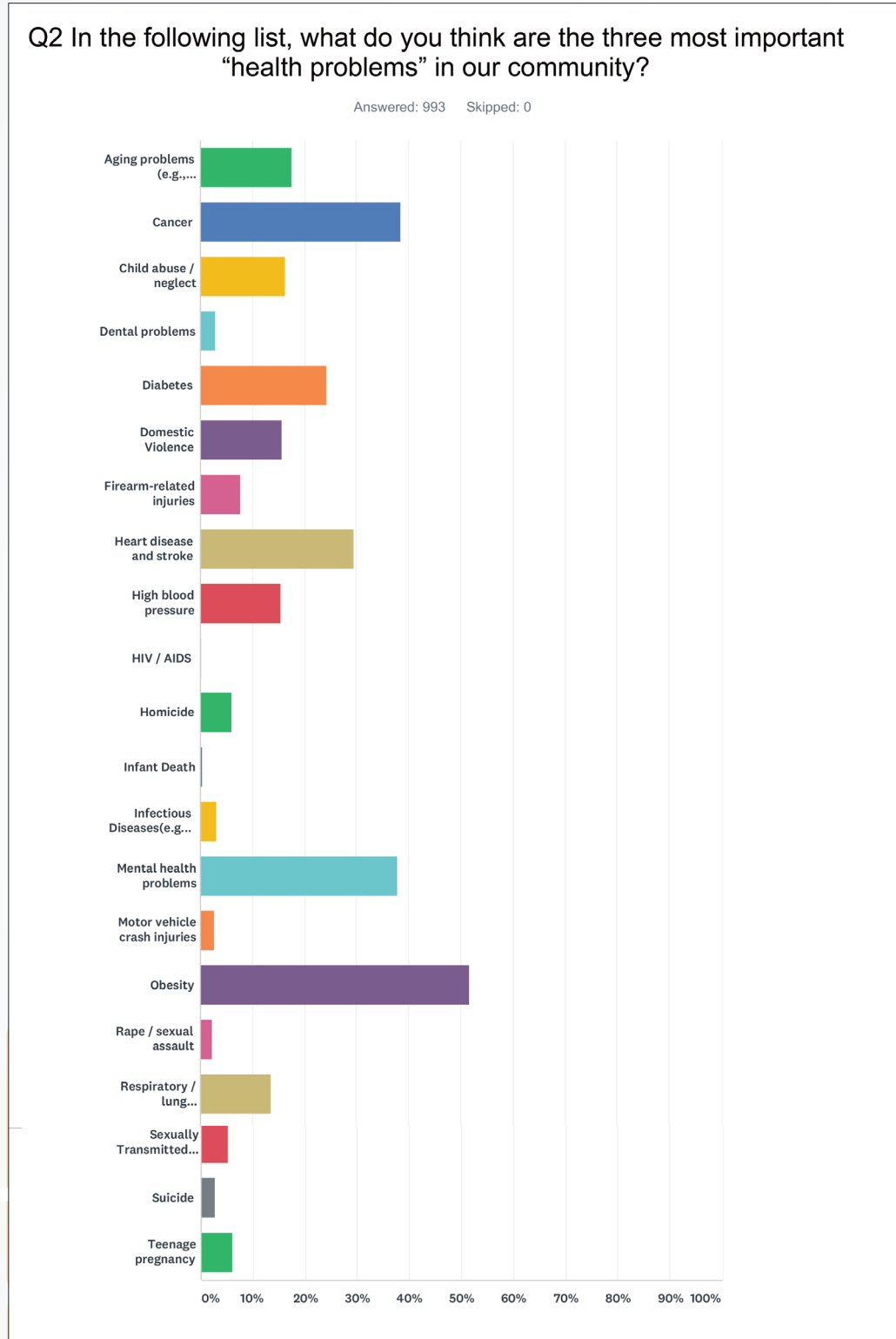
REFERENCES

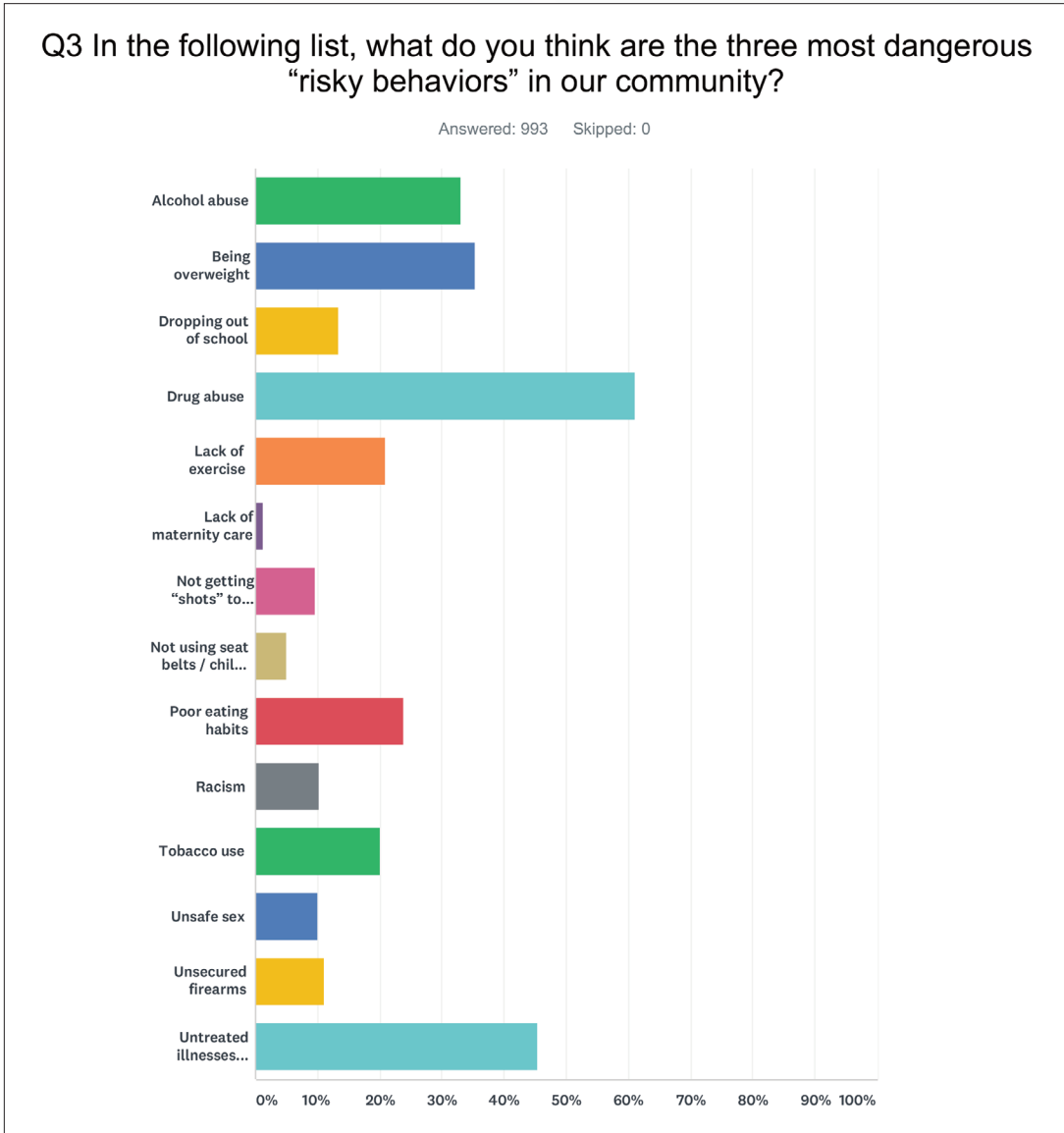
Throughout this document, all data retrieved on Sept. 26, 2018 and Dec. 11, 2018, unless marked with an (*) which indicates that the most recent information available was retrieved.

- City of Decatur, Illinois. *The Decatur Public Transit System*. Retrieved on Sept. 13, 2012, from www.ci.decatu.r.il.us/transit.htm
- City of Decatur, Illinois. (2018). *2015 Annual Water Quality Report, Reporting Year 2017*. Retrieved on Dec. 10, 2015, from www.ci.decatu.r.il.us/watermanagement/2012%20Water%20Quality%20Report.pdf
- Federal Bureau of Investigation. *Uniform Crime Reports*. (2017). Crime Index Offense/Crime Index Offense Arrest Data. Retrieved on Dec. 10, 2015, from www.isp.state.il.us/crime/cii2014.cfm
- Healthline. (2012). *Diabetes Overview*. Retrieved on Oct. 9, 2012 from www.healthline.com/health/diabetes
- Illinois Environmental Protection Agency. (2016). *Illinois Annual Air Quality Report 2016*. Retrieved on Dec. 10, 2015 from epa.state.il.us/air/air-quality-report/2016/index.html
- Illinois Report Card 2016—17. www.illinoisreportcard.com
- Macon County Health Department. (2014). *Annual Report 2014*. Retrieved on Dec. 10, 2015, from www.maconcountyhealth.org
- Macon County Health Department. (2011). *Community Health Needs Assessment*. Retrieved on Sept. 13, 2012, from www.maconcountyhealth.org
- Macon County, Illinois. *Environmental Management Department*. Retrieved on Sept. 8, 2012, from www.co.macon.il.us/environmental.php
- Robert Wood Johnson Foundation. (2012). *County Health Rankings and Roadmaps*. Retrieved on Oct. 10, 2015, from www.countyhealthrankings.org
- Social Impact Research Center at Heartland Alliance. (2016). *Macon County*. Retrieved on July 23, 2012, from www.ilpovertyreport.org
- State of Illinois. Department of Public Health. *Illinois County Behavioral Risk Factor Surveillance System. County Level 2007—09*. Retrieved on Oct. 2, 2012, from app.idph.state.il.us/brfss/countydata.asp
- State of Illinois. Department of Public Health. (2006). *Illinois Project for Local Assessment of Needs, IPLAN Data System Summary Report*. Retrieved on Oct. 8, 2012, from app.idph.state.il.us/cgi-bin/vfpcgi.exe?IDCFile=data/iplansum.idc
- State of Illinois. Department of Public Health. (2010). *Cancer Incidence Data '2004—2008'*. Retrieved on July 23, 2012, from idph.state.il.us/health/bdmd/deathcauses_08.htm
- State of Illinois. Department of Public Health. (2011). *Causes of Death by Resident County 2008*. Retrieved on July 23, 2012, from idph.state.il.us/health/bdmd/deathcauses_08.htm
- State of Illinois. Department of Public Health. (2012). *Illinois County Cancer Statistics Review Incidence, 2005—09*. Retrieved on July 23, 2012, from www.idph.state.il.us/cancer/12/county_rpt/ERS_12-01_FINAL_County_Cancer_Incidence_Report_2005-2009.pdf
- State of Illinois. Department of Public Health. (2012). *Illinois Lead Program and Healthy Homes 2010 Annual Surveillance Report*. Retrieved on Sept. 18, 2012, from www.idph.state.il.us/lenvhealth/pdf/Lead_Surv_Rpt_10.pdf
- U.S. Census Bureau. 2013—17. *American Fact Finder*. (2017). American Community Survey 5-Year Estimates. Retrieved on Sept. 13, 2012, from factfinder2.census.gov/faces/nav/jsf/pages/index.xhtml
- U.S. Census Bureau. *American Fact Finder*. (2017). *Profile of General Population and Housing Characteristics: 2010*. Retrieved on July 14, 2017, from factfinder2.census.gov/faces/nav/jsf/pages/index.xhtml
- U.S. Department of Health and Human Services. *Office of Disease Prevention and Health Promotion*. (2010). *Healthy People 2020*. Retrieved on Sept. 24, 2012, from www.healthypeople.gov
- U.S. Department of Transportation. *Crash Facts and Statistics*. Published April 2018
- Village of Forsyth, Illinois. (2011). *Forsyth Public Water Supply 2011 Drinking Water Quality Report*. Retrieved on Sept. 8, 2012 from www.forsythvillage.us/departments/water-sewer.htm

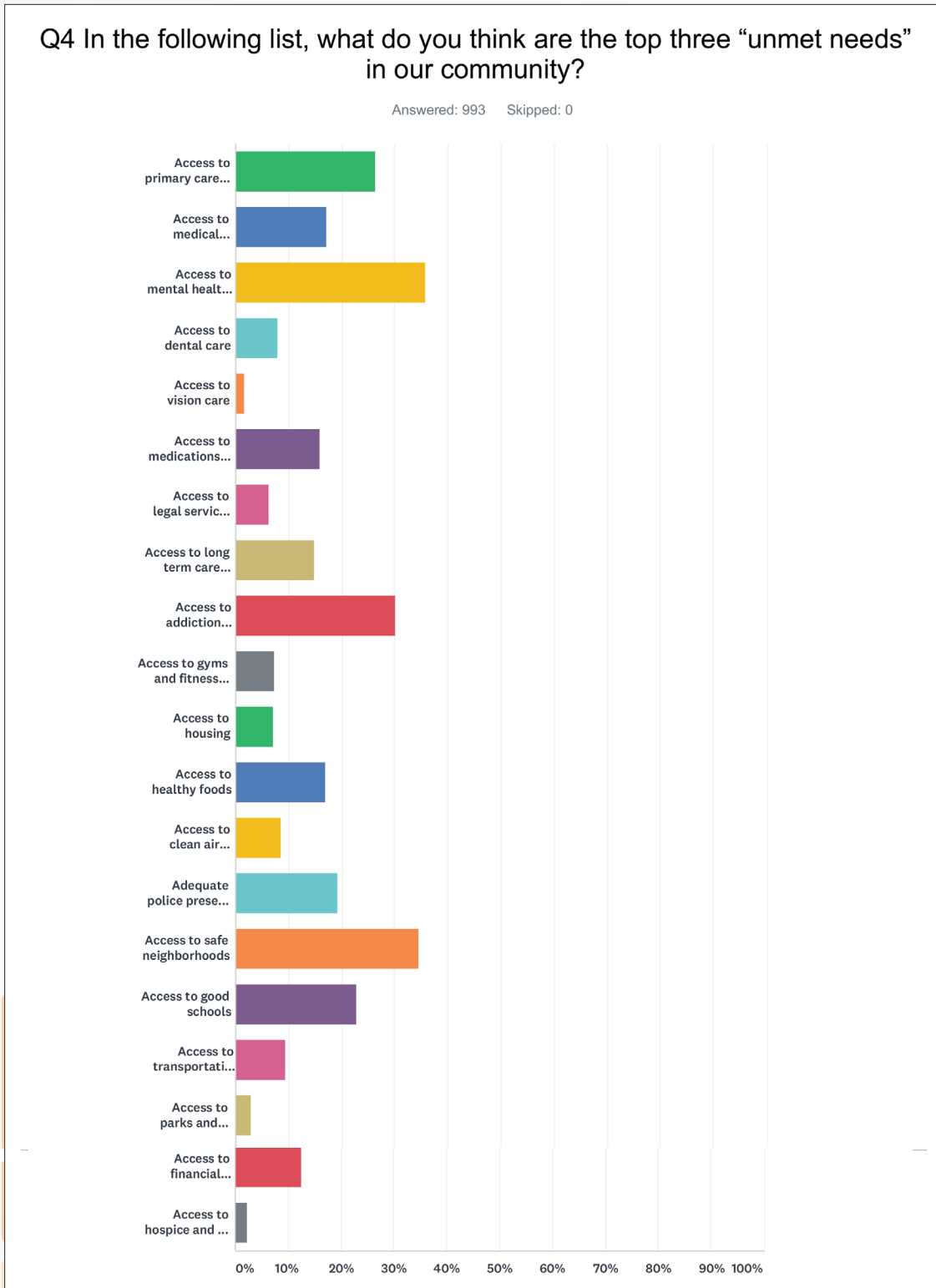


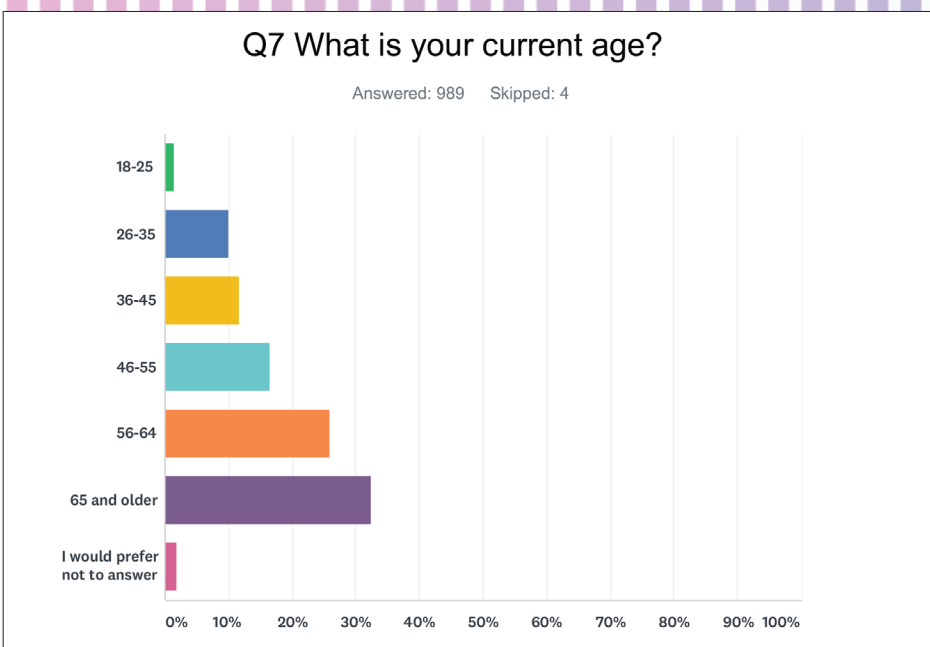
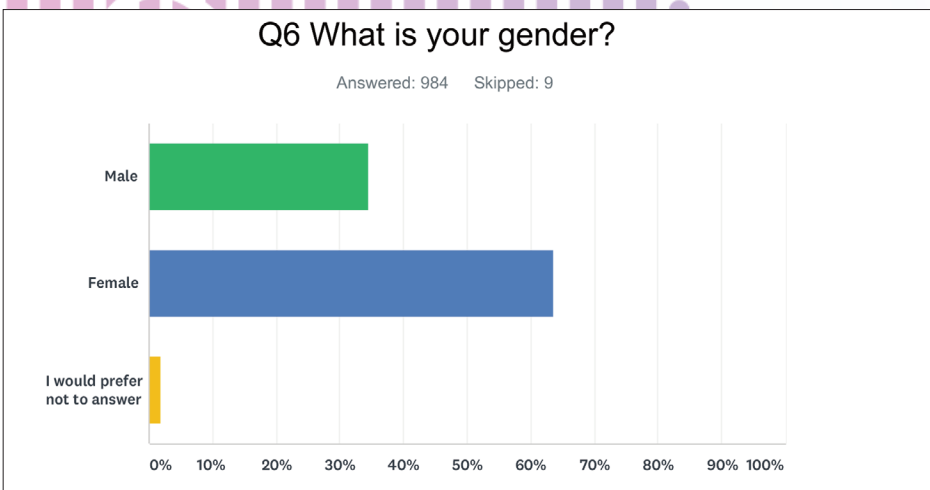
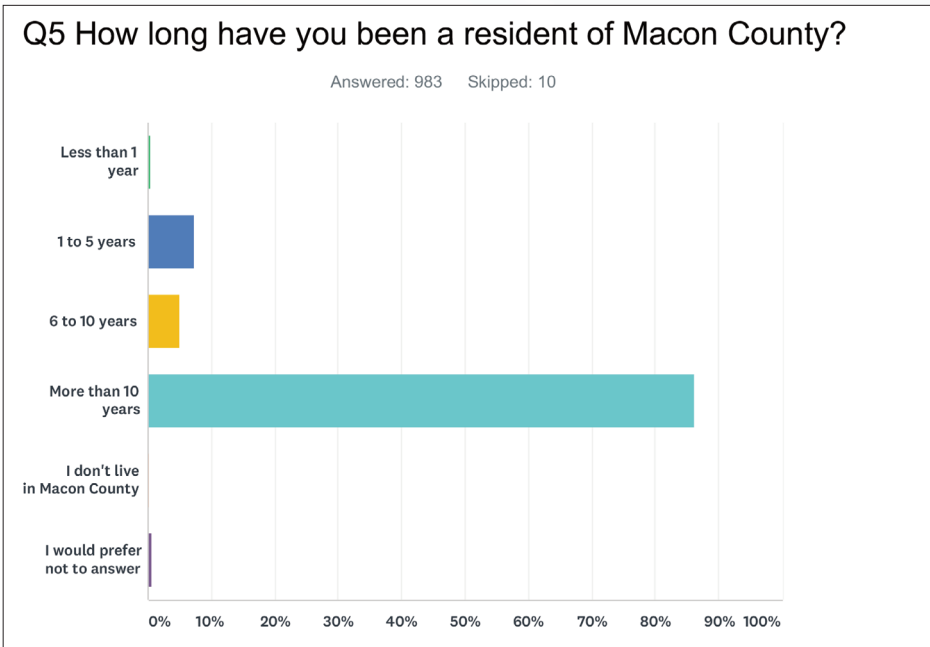
SPECIFIC SURVEY QUESTIONS AND RESPONSES

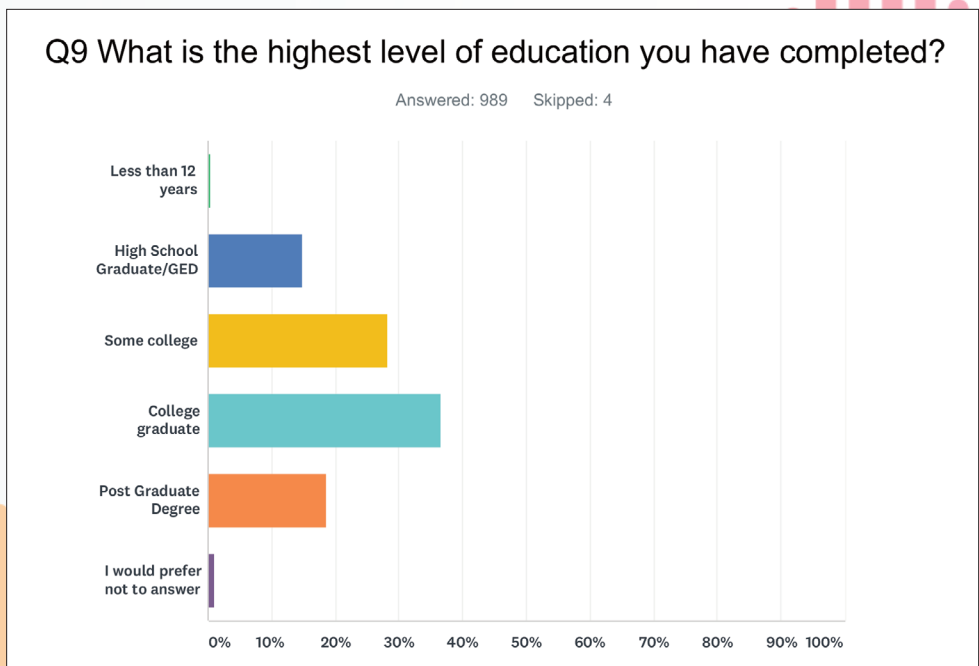
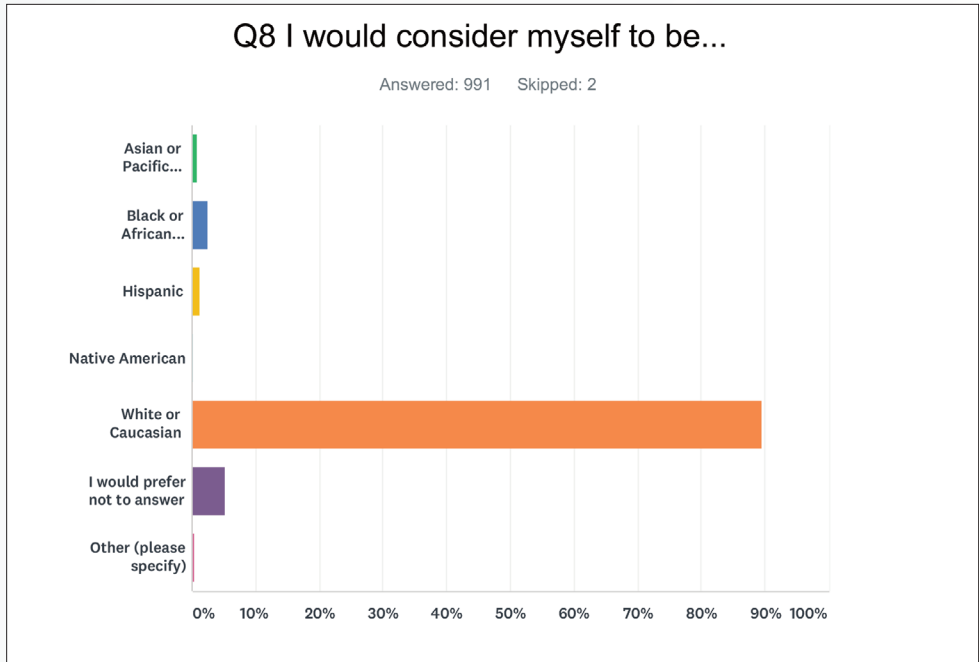


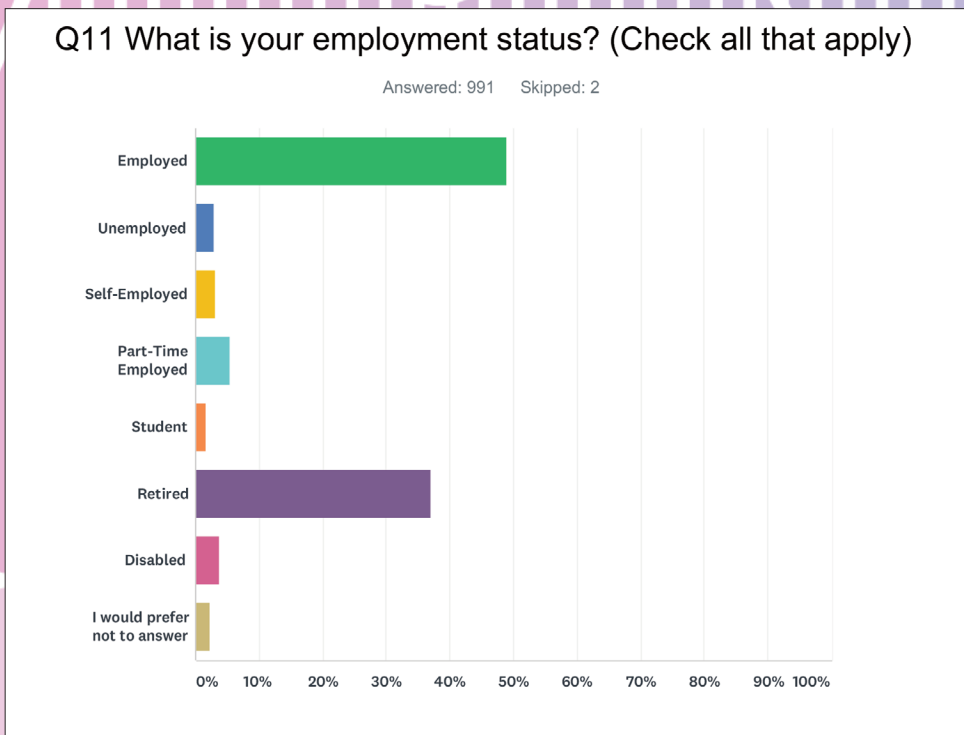
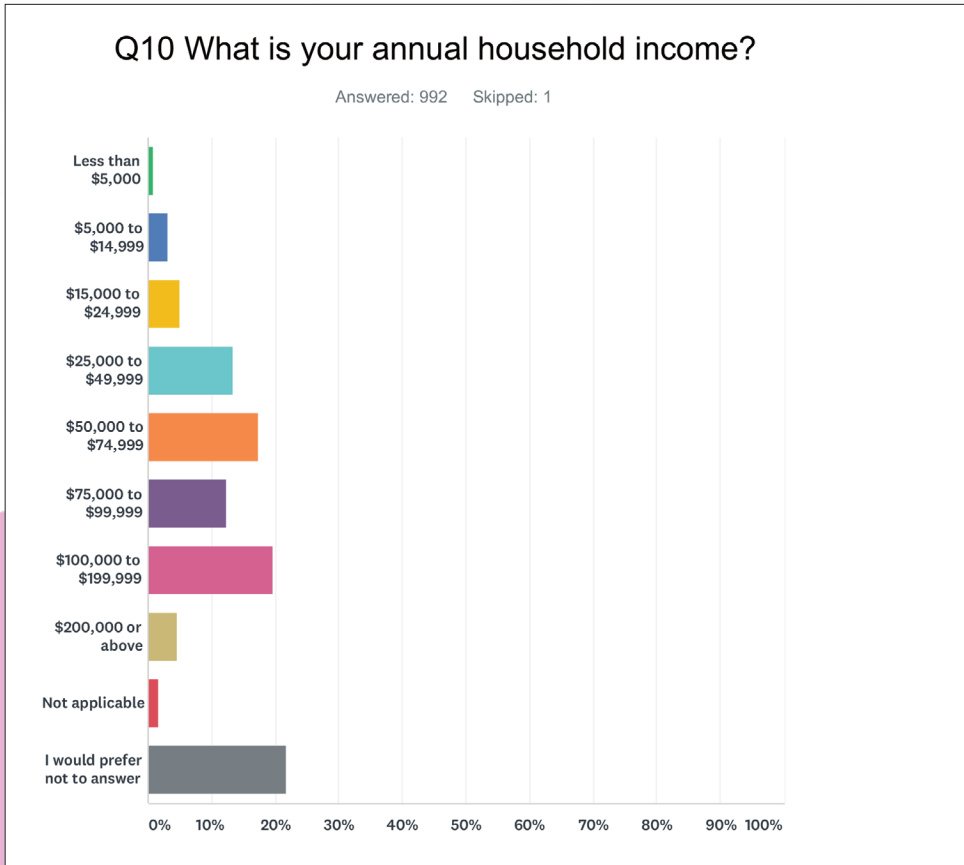


SPECIFIC SURVEY QUESTIONS AND RESPONSES











dm Decatur
Memorial
Hospital